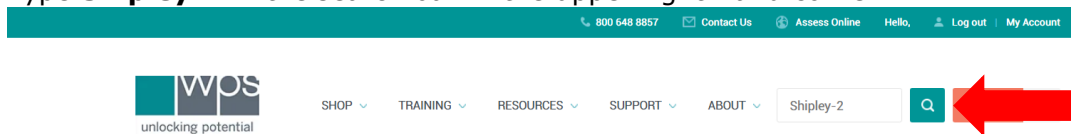


Title: How to Access the WPS Shipley-2 Calculator

Description: How to access the WPS Shipley-2 Calculator on the WPS Website.

Instructions

1. Go to the WPS Website at <https://www.wpspublish.com>
2. Login or Register. You will need to be logged in to access the Shipley-2 Calculator.
3. Type **Shipley-2** in the *search bar* in the upper right-hand corner.



4. Once on the Shipley-2 page scroll down click on **Show More** and then **Click Here** to access the Shipley-2 Calculator Section.


Shipley-2 Calculator

The tool below can be used to calculate the AQ or BQ impairment index for the *Shipley-2*. The AQ is calculated for individuals who complete the Vocabulary and Abstraction scales, and the BQ is calculated for people who complete the Vocabulary and Block Patterns scales. The AQ and BQ are calculated only for adults who are no longer in school.

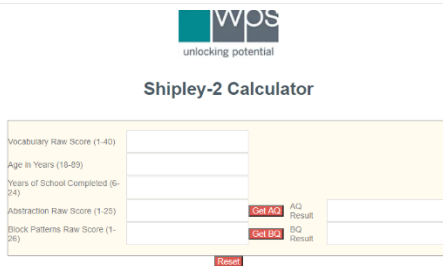
To use the calculator, enter the Vocabulary raw score, age in years, years of school completed, and either the Abstraction or Block Patterns raw score, depending on which test was completed. All the data should be entered as whole numbers within the indicated ranges. Once these four fields are filled in, click "Get AQ" or "Get BQ." The result is rounded to the nearest whole number. The reset button can be used to clear all fields.

The AQ and BQ are derivative deficit scores. They have meaning only when used in conjunction with the Shipley-2 primary measures of ability that are obtained using standard test materials and the scoring appendixes of the Shipley-2 manual. These primary scores are not available via this calculator. Examples of limited and proper interpretation of the AQ and BQ are provided in the test manual.

See chapter 3 of the *Shipley-2* Manual for more information about the impairment index and how to interpret the resulting AQ or BQ score.

[Click here](#) to open the Shipley-2 calculator. 

5. Click on the **Click here** link to access the calculator.



6. If you have any trouble, please call WPS Technical Support at 1-800-648-8857 or 424-201-8800 or email us at support@wpspublish.com.